



TITAN X Series

Active & passive | portable & versatile



WWW.WHARFEDALEPRO.COM

IAG House, 13/14 Glebe Road, Huntingdon, Cambridgeshire, PE29 7DL, UK
Tel: +44(0) 1480 452 561


www.maxlight.ru

WHARFEDALEPRO.COM

VERSATILE LIGHTWEIGHT PA SPEAKERS, DURABLE FOR INDOORS AND OUT

For many years the name 'Titan' has become the benchmark for portable and versatile loudspeakers. TITANs are used day in, night out around the world in almost every audio environment imaginable. Available in active or passive, black or white, TITANs deliver high quality audio with peace of mind reliability.

Designed to perform in portable and fixed installation applications alike TITANs, with their ultra-light-weight composite enclosure, offer a range of mounting options including tripod floor stands, wall mounting brackets or even on their side as a floor monitor.



**LAMINAR RIB
FLOW LIGHT
WEIGHT CABINET
CONSTRUCTION**

**MOISTURE
PROOF WOOFER**

TITANs use state of the art, gas assist injection moulding technology, plus an internal laminar flow rib pattern, increasing rigidity and reducing its weight compared with standard injection moulded enclosures. TITAN X loudspeakers are the lightest in their class.

Although the product weight and rubberised handles are perfect for the mobile musician, this technology also lends itself to installations where weight is an issue, not to mention that the polypropylene material and moisture proof woofers can withstand outdoor conditions.

IRIS X driver technologies

The coil size and electrical sensitivity of a loudspeaker transducer is critical to its performance. Our new TITAN X loudspeakers now include our proprietary IRIS X design which delivers Increased coil Radius and Increased electrical Sensitivity. The radius of the coil ensures smooth heat dissipation during prolonged high volume use, while the increased electrical sensitivity ensures that the transducer converts as much electrical power into sound output as the laws of physics allow.

A hot transducer wastes energy, risks damage and distorts. IRIS X reduces this through improved heat dissipation and improved efficiency.

In real-world terms, IRIS X transducers deliver higher SPL with less distortion. They lead the market with specifications and are designed and built entirely within Wharfedale Pro.





I Increased
R Radius
I Increased
S Sensitivity

With the largest voice coils and highest sensitivity in their class, its these transducers which make TITAN X truly unique.



DESIGN



TITAN loudspeakers are cosmetically designed for practical, real-world applications. On stage the trapezoidal shape allows for arrays and to use a TITAN as a stage monitor. For installation comprehensive mounting points and optional hardware allows a TITAN to be placed almost anywhere.

PASSIVE MODELS

TITAN X12 and TITAN X15

The new TITAN X12 and and X15 now feature all-new HF and LF drivers. The IRIS X4 HF compression driver has been completely re-evaluated for both coverage and sound quality ensuring a much smoother sound, especially at high output.

The all-new LF driver has improved moisture rejection characteristics which allows TITAN X to be installed into hostile environments.

We have also tweaked the laminar rib cabinet structure to improve structural strength for durability and acoustic performance. TITAN X raises the bar for portable PA and is built to last.



ACTIVE

Using state of the art, bi-amplified technology coupled with the same rugged build of the TITAN X Passive speakers, TITAN AX12 and AX15 actives are ready for almost anywhere - band practice, on stage, in studios, at rehearsals, theaters, even houses of worship.

Bi-Amplified

Engineers have selected the perfect amplifier combination for the transducers and crossovers. The AX12 and AX15 each include 2 discrete amplifiers to ensure maximum efficiency and unparalleled audio quality.

Protection

Active models feature a comprehensive self protection system to ensure reliable operation right up to the power limit. Intelligent electronics constantly monitor for DC, overload, short circuit, thermals and LF/HF limiting giving you peace of mind and preventing internal damage.

Onboard mixing

The AX12 and AX15 active models feature handy mixing functions. Two inputs with separate level controls allow for overall balance and control. With easy interfacing to external mixers and processors its simple to connect to larger systems or to expand the system.

Flagship DSP

TITAN AX12 and AX15 active loudspeakers now feature our cutting edge 6-position DSP engine. No other competitive model features such powerful and effective DSP.

This new DSP engine provides sophisticated internal loudspeaker management functions. These include limiting, compression, signal delay, dynamic boost, dynamic cut, crossover control and parametric EQ. Micro adjustments within each parameter ensure sonic clarity over the full frequency range.


We've optimised these DSP parameters to create 6 user-friendly settings including Monitor, Speech, Bass, Punch and an exclusive mode called "Live". This Live mode applies different DSP settings to each of the 2 inputs - perfect for solo entertainers using a mic and a line level source.



DSP SETTINGS	
1	EQ FLAT
2	MONITOR
3	SPEECH
4	BASS
5	PUNCH
6	LIVE

Mounting hardware and options

A top stacking feature is provided for multi-loudspeaker applications and the TITAN X can be used on its side as a stage monitor. The speaker stand receptacle features a locking screw to ensure stability and rubber-padded carry handles make the job of transporting the enclosure even easier.



On the base is a convenient pole mount socket that is used for easy mounting on a standard 35mm diameter speaker poles. Cord wrap and cable anchor features are also moulded into the enclosure. Threaded rigging points are provided for a variety of safe flying configurations with four of these inserts available, bottom-mounted.

More Protection, Same Convenience

Wharfedale Pro Titan Tourbags add exceptional protection to your TITAN X loudspeakers, and to keep the same ergonomics and convenience the bag has been conveniently designed with removable front covers, rear panels, side panels and speaker pole sections so you can move and install your speaker without ever having to take the tourbags off. The front cover removes to show a unique mesh material, which adds additional protection and leaves the sound unfettered.



TITAN X and AX models are compatible with all previous TITAN series mounting hardware and tourbags.

SPECIFICATIONS PASSIVE



Model Name	TITAN X12	TITAN X15
System Type	Passive	Passive
Configuration	12" 2-way	15" 2-way
Frequency Response (+/-3dB)	55Hz-20kHz	50Hz-20kHz
Frequency Range (-10 dB)	50Hz-20kHz	40Hz-20kHz
Sensitivity (2.83v/1m)	98dB	97dB
Calculated Maximum SPL @1m	128dB	129dB
System Rated Impedance	8Ω	8Ω
Low Frequency Transducer		
Size	305mm / 12"	381mm / 15"
Voice-Coil Size	64.26mm / 2.5"	75mm / 3.0"
High Frequency Transducer		
HF Driver Type	IRIS X4 Compression Driver	IRIS X4 Compression Driver
Voice-Coil Size	44mm / 1.75"	44mm / 1.75"
Exit Size	25mm / 1"	25mm / 1"
Diaphragm Material	Titanium	Titanium
Nominal Coverage (H x V)	Hybrid Symmetry Horn 100°x80°	Hybrid Symmetry Horn 100°x80°
Power		
System Continuous Power	250w	400w
System Programme Power	500w	800w
System Peak Power	1000w	1600w
Crossover frequency	2.6kHz	2.7kHz
Input Connector	2 x NL4 (speakON compatible) / 2 x 1/4" Jack	2 x NL4 (speakON compatible) / 2 x 1/4" Jack
Hardware		
Pole Mount	35mm with lock screw	35mm with lock screw
Handles	2 on sides	2 on sides
Mounting points	M8 * 10	M8 * 10
Enclosure		
Enclosure Material	Trapezoidal / Polypropylene	Trapezoidal / Polypropylene
Finish	Black / white	Black / white
Grille Material & Finish	1.2 steel	1.2 steel
Dimensions - Unpacked		
Height	582.7mm / 22.9"	728.5mm / 28.7"
Width Front	384.6mm / 15.1"	480.6mm / 18.9"
Depth	318.6mm / 12.5"	395.6mm / 15.6"
Dimensions - Packed		
Height	663mm / 26.1"	830mm / 32.7"
Width Front	435mm / 17.1"	514mm / 20.2"
Depth	408mm / 16.1"	489mm / 19.3"
Weight		
Net Weight (kg / lbs)	12.0kg / 26.4lbs	22.0kg / 48.4lbs
Gross Weight (kg / lbs)	15.1kg / 33.2lbs	26.8kg / 59.0lbs
Weight		
Net Weight (kg / lbs)	12.0kg / 26.4lbs	22.0kg / 48.4lbs
Gross Weight (kg / lbs)	15.1kg / 33.2lbs	26.8kg / 59.0lbs

SPECIFICATIONS ACTIVE



Model Name	Titan AX12	Titan AX15
System Type	Active 12" 2-way Bi-Amplified	Active 15" 2-way Bi-Amplified
Frequency Response (+/-3dB)	55Hz-20kHz	50Hz-20kHz
Frequency Range (-10dB)	50Hz-20kHz	40Hz-20kHz
Calculated Maximum SPL @1m	128dB	129dB
Transducers		
Low Frequency Transducer		
Size (mm / inches)	305mm / 12"	381mm / 15"
Coil Size (mm / inches)	64.26mm / 2.5"	75mm / 3.0"
High Frequency Transducer		
Type	IRIS X4 Compression Driver	IRIS X4 Compression Driver
Coil Size (mm / inches)	44mm / 1.75"	44mm / 1.75"
Exit Size (mm / inches)	25mm / 1"	25mm / 1"
Diaphragm Material	Titanium	Titanium
Nominal Coverage (H x V)	Hybrid Symmetry Horn 100° x 80°	Hybrid Symmetry Horn 100° x 80°
Electronics		
Low-Frequency Power Amplifier RMS/Peak Watts	250/500W (Class D)	350/700W (Class D)
High-Frequency Power Amplifier RMS/Peak Watts	50/100W (Class D)	70/140W (Class D)
DSP	Advanced user selectable presets. 1:FLAT 2:MONITOR 3:SPEECH 4:BASS 5:PUNCH 6:LIVE	Advanced user selectable presets. 1:FLAT 2:MONITOR 3:SPEECH 4:BASS 5:PUNCH 6:LIVE
Hi Pass switch	90Hz	90Hz
Amp / Thermal protection	Yes	Yes
Low Line Voltage Shut Down	60% Nominal line voltage	60% Nominal line voltage
Driver Protection	Independent LF and HF limiters	Independent LF and HF limiters
DC / Short Protection	Yes	Yes
Clip Limiter	Turns on ~250W output	Turns on ~350W output
Limiter Indicator	Red LED	Red LED
Power Indicator	Green LED	Green LED
Connectors		
Input – type	Switchable balanced mic or line level (Chan 1)	Switchable balanced mic or line level (Chan 1)
Input Connector	2 * XLR & 2 * 1/4" jack (Chan 1 Line/MIC)	2 * XLR & 2 * 1/4" jack (Chan 1 Line/MIC)
Line Output Connector	Switchable LOOP/MIX Balanced Female XLR	Switchable LOOP/MIX Balanced Female XLR
AC Power		
Power Supply	SMPS	SMPS
AC Power Options	AC100-120V/220-240V~ 50/60Hz	AC100-120V/220-240V~ 50/60Hz
Power On Indicator	Rear LED	Rear LED
Hardware		
Rigging / Bracket / Mounting Options LED Horn lighting (On/Off switch)	10 M8 threaded inserts including 4 M8 threaded inserts on bottom in OmniMount 30.0-type footprint 35mm receptacle with lock screw 2 carry handles (one on each side) Yes	10 M8 threaded inserts including 4 M8 threaded inserts on bottom in OmniMount 30.0-type footprint 35mm receptacle with lock screw 2 carry handles (one on each side) Yes
Enclosure		
Enclosure Material and finish	Injection Moulded Polypropylene	Injection Moulded Polypropylene
Colour Options	Black / White	Black / White
Grille Material & Finish	1.2mm steel	1.2mm steel
Dimensions - Unpacked		
Height	582.7mm / 22.9"	728.5mm / 28.7"
Width Front	384.6mm / 15.1"	480.6mm / 18.9"
Depth	318.6mm / 12.5"	395.6mm / 15.6"
Dimensions - Packed		
Height	663mm / 26.1"	830mm / 32.7"
Width Front	435mm / 17.1"	514mm / 20.2"
Depth	408mm / 16.1"	489mm / 19.3"
Net Weight (kg / lbs)	12.4kg / 27.28lbs	22.94kg / 50.3lbs
Gross Weight (kg / lbs)	15.5kg / 34.1lbs	27.7kg / 60.9lbs